

6

5

4

3

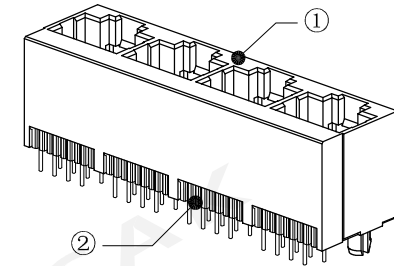
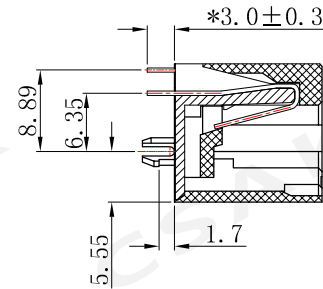
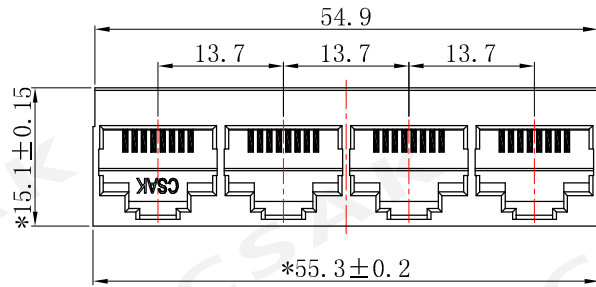
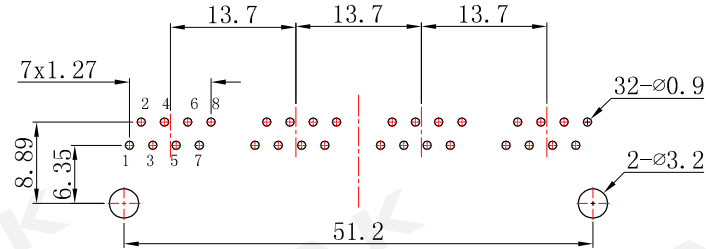
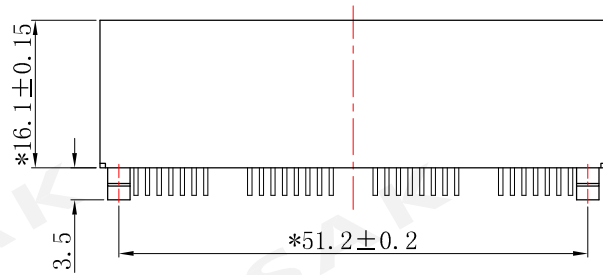
2

1

ROHS Compliant

REV.	DESCRIPTION	DATA

PCB Layout



DESCRIPTION:

1. OPERATION TEMPERATURE RANGE: -40°C TO 85°C ;
2. LOAD RATING: 125VAC, 1.5A;
3. CONTACT RESISTANCE: $30\text{m}\Omega$ MAX;
4. INSULATION RESISTANCE: 1000Ω MIN;
5. WITHSTAND VOLTAGE: 1000VAC 60S;
6. MECHANICAL ENDURANCE: 750 CYCLES MIN;
7. RECOMMENDED PCB THICKNESS: 1.6mm.

BOM

NO.	PART NAME	DWG NO.	Q' TY	DESCRIPTION
1	HOUSING	5214.50.001	1	PBT (Yellow 114C)
2	INSERT	5212.20.001	4	Contact Material: phosphor bronze gold plating $0.5\mu\text{m}$, $\varnothing 0.46\text{mm}$

CSAK®

ELECTRONICS CO., LTD

DESC:RJ45 立式 1x4 8P8C PBT黄色

TOLERANCES	PYPE	5214-88-100-001-77	DRAWING	P/N:5214.10.001.771			
0~6 : ±0.1	CUSTOMER		CHECK	UNIT	SCALE	VIEW	REV.
6~30 : ±0.2				mm	1:1		A0
30~120: ±0.3	CUST P/N		APPROVED				

6

5

4

3

2

1