

6

5

4

3

2

1

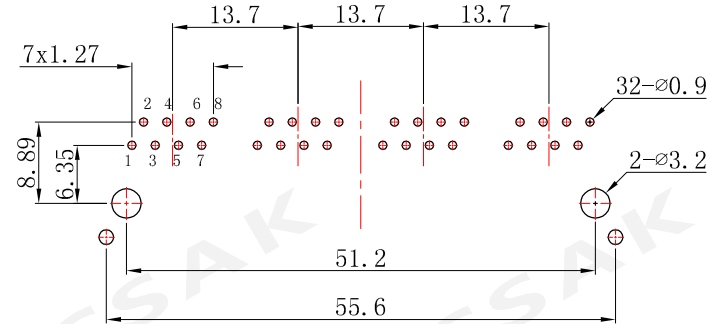
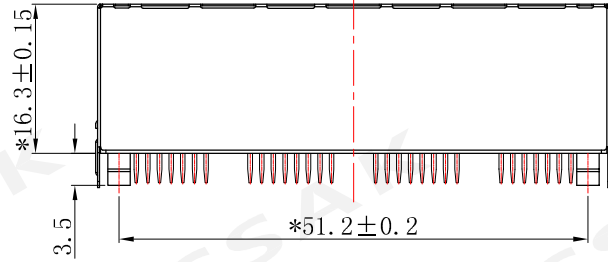
ROHS Compliant

REV.	DESCRIPTION	DATA

D

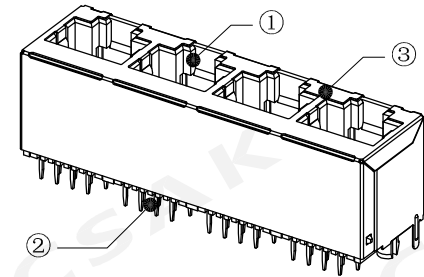
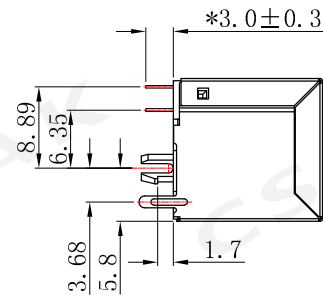
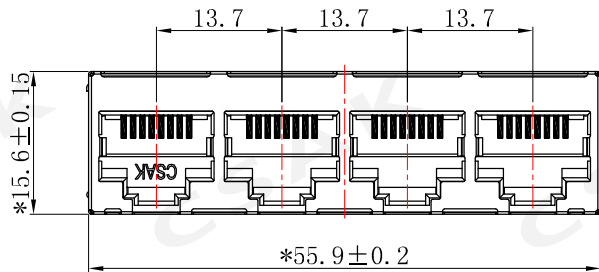
D

PCB Layout



C

C



B

B

BOM

NO.	PART NAME	DWG NO.	Q' TY	DESCRIPTION
1	HOUSING	5214.50.001	1	PBT (Black)
2	INSERT	5212.20.002	4	Contact Material: phosphor bronze gold plating 3μ", T=0.3mm
3	SHIELD	5214.40.001	1	0.2mm nickel-plated brass

DESCRIPTION:

- OPERATION TEMPERATURE RANGE: -40°C TO 85°C;
- LOAD RATING: 125VAC, 1.5A;
- CONTACT RESISTANCE: 50mΩ MAX;
- INSULATION RESISTANCE: 1000MΩ MIN;
- WITHSTAND VOLTAGE: 1000VAC 60S;
- MECHANICAL ENDURANCE: 750 CYCLES MIN;
- RECOMMENDED PCB THICKNESS: 1.6mm.

A

A

CSAK®

ELECTRONICS CO., LTD

DESC: RJ45 立式 1x4 8P8C PBT黑色 屏蔽 扁针

TOLERANCES
0~6 : ±0.1
6~30 : ±0.2
30~120: ±0.3

PYPE

5214-88-100-206-H-01

DRAWING

P/N: 5214.10.004.016

CUSTOMER

CHECK

UNIT

SCALE

VIEW

REV.

CUST P/N

APPROVED

mm

1:1

A0

6

5

4

3

2

1